



| | |
|-------------------|--------------|
| Uniclass L5367 | EPIC 6482 |
| CI/SfB (71.3) | X |

ENTRANCE MATTING

SUPPLY AND INSTALLATION OF BESPOKE ENTRANCE MATTING SYSTEMS



Mat SERVICES LTD



■ Mat Services

We are specialist suppliers of entrance matting systems, working hand in hand with our clients to deliver exceptional products and service. Since 1984 we have built an unrivalled reputation for our expertise in delivering high performance, fit for purpose, quality entrance mats.

As the UK's foremost specialist supplier of entrance matting systems we serve the construction industry, architects and surveyors, flooring contractors, facilities managers and the commercial and retail sectors. We have specialised in the supply and installation of entrance matting since 1984 and are approved installers for all the leading matting manufacturers.

First impressions always count and a building that has a well-specified and maintained entrance area is instantly noticeable by visitors. However, there are other important benefits as well. The ingress of dirt and moisture into a building presents major health and safety risks that can be significantly reduced by the correct maintenance plan. The expert advice and guidance we offer our clients can help to overcome the incidents and liability

of people slipping on wet floors as well as reduce the cleaning of internal floors. In addition, our entrance matting systems can help companies to meet their obligations under the Disability Discrimination Act.

We pride ourselves on our flexible approach to our clients' requirements and supply a wide range of market-leading systems. As part of our installation package we are also able to offer a leasing option to enable our customers to spread the capital cost of a major installation over a period of years. Uniquely, we also offer a contract cleaning service through our sister company, Matwell Services, to help ensure mats continue to absorb dirt and moisture and offer long-lasting good looks for that all important 'first impression' of your company.

■ Our nationwide service

We know that project schedules are important which is why we respond as quickly as possible to every situation. Our approach is simple - fully understand your requirements and find the most suitable solution for your project.

We will undertake a site meeting and survey, prepare a report and quotation and take responsibility for all the works required to install your matting system. For complicated and detailed entrance mat shapes our experienced installers are manufacturer-trained to shape mats on-site. This method of mat shaping significantly reduces the lead times normally required by manufacturers and eliminates the potential risks associated with template production resulting in a more cost-effective installation.

■ Experience speaks for itself

We are proud to have installed entrance matting into some of the UK's most well known buildings - here are just a few you may have walked across...

Wembley Stadium
Edinburgh Airport
The Eden Project
Queen Elizabeth Hospital
John Radcliffe Hospital
Lloyds TSB
Xscape
BHS
Sainsbury's
Waitrose
Mercedes-Benz
Asda
Gatwick Airport

Heathrow Airport
London Underground
Keele University
St James Hospital
RAF Woodbridge
Arndale Centre
Birmingham NEC
Marks & Spencer
Tesco
Audi
Bentley
Network Rail
Royal Mint, Llantrisant

Birmingham Airport
David Lloyd Health Clubs
Merry Hill Shopping Centre
St Mary Magdalene College
Aspire Defence (Aldershot)
Bullring Shopping Centre
Debenhams
Selfridges
Wm. Morrison Supermarkets
Silverburn Shopping Centre
Porsche
Livingston Designer Outlet
Crowngate Shopping Centre

■ The markets we serve

- Sports & leisure buildings
- Airports & stations
- Supermarkets & retail outlets
- Shopping Centres
- MOD establishments
- Offices and warehouses
- Educational buildings
- Healthcare facilities
- Prisons and secure facilities
- Police Stations and Courts



■ Our product range



Mats & matwell frames

Expertise and experience are invaluable when creating high traffic entrance mat systems. Our range of mats includes all the leading brand names so that you can rest assured we are installing nothing but the very best. Matwell frames include a choice of materials - aluminium, brass and stainless steel and we can also produce curved frames to make your entrance mat project complement its surroundings.

Our complete service includes full preparation of the mat base including wetwork, screeding, levelling and on-site shaping. In fact, once you have made the decision to proceed with us, we simply take care of everything.


Associated services



With correct care and maintenance it is perfectly possible to make your new entrance matting perform as it should and look as 'good as new' for many years. Through our sister company, Matwell Services, we have developed a unique 'deep cleaning' system that does just this and we highly recommend you protect your investment with a regular maintenance programme - just ask us for details and we will send you more information.

Bespoke designs

Standard designs become something altogether more distinctive with our bespoke design service. From inlaid logos to custom shaping, we have the expertise and experience to make corporate designs come to life.




The difference is clear - before and after cleaning (circle above) of the entrance mats at Festival Place Shopping Centre, Basingstoke (above left). The central boxes above show before and after cleaning of Milliken Obex matting in a national supermarket chain. We have the only patented system that can remove both chewing gum and dirt from open construction mats. Our installation at Xscape Milton Keynes also benefits from on-going cleaning by Matwell Services.

Expansion Joints

We have a specialist division offering a range of Structural Expansion Joints to help overcome the problems associated with movement and settlement in buildings.

Recent installations have been undertaken at Boots, Westfield Shopping Centre, Queen Elizabeth Hospital, Birmingham, Queen Alexandra Hospital, Portsmouth and St James (Jimmy's) Hospital, Leeds.



Please contact us for more information.



■ A truly flexible service to suit your requirements:

- Supply & installation of all types & makes of entrance matting
- Supply & installation of matwell frames in aluminium, brass or stainless steel, including the rolling of curved sections
- Engineered mats supplied with logos
- Wetwork, screeding & on-site shaping
- A full cleaning & maintenance service via our sister company – Matwell Services Ltd.
- Supply of plain & logo dust control mats
- Structural Expansion Joint Systems - all leading makes supplied & installed



Mat SERVICES LTD

For more information about our products and services please call, fax or email and we will respond immediately.

Mat Services Ltd
The Old Hop Barn, Monksbury Court, Monkhide, Ledbury, Herefordshire HR8 2TU
Tel: 0870 606 5005 Fax: 0870 606 5006
Web: www.matservices.co.uk Email: enquiries@matservices.co.uk